

Spelling Shed Parent Guide for Reception Children



To access Spelling Shed visit online...

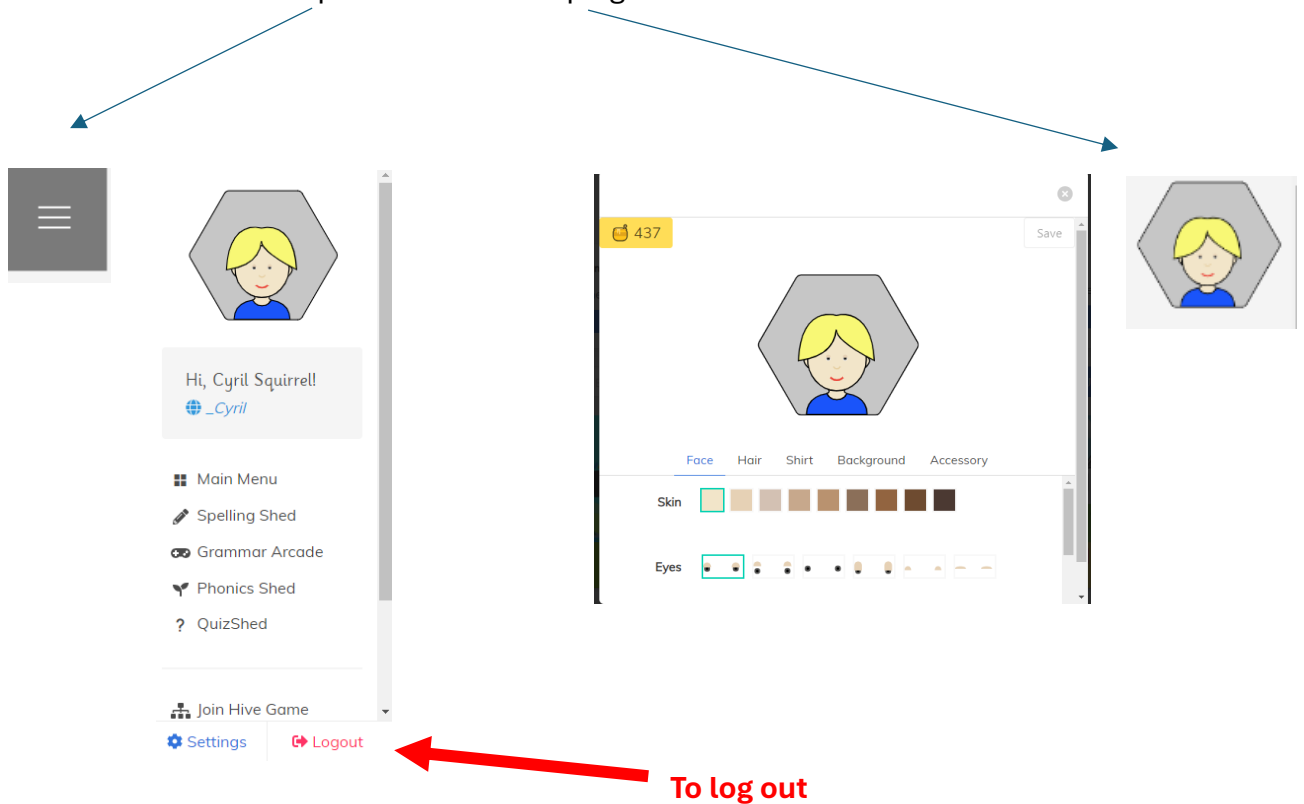
<https://www.edshed.com/en-gb/login>

Login with details in your child's diary (towards the back)

Main Page

The screenshot shows the EdShed main page. At the top is the EdShed logo with a bee. Below it are three white boxes: "Assignments 3" with a red badge and a "View >" button; "Challenges" with a "View >" button; and "Leagues" with a "View >" button. Below these is a search bar with a "#", a text input field "Enter 6-digit hive code to join game", and a blue "Join" button. The main content area features four large, colorful buttons: "Phonics Shed" (green), "Spelling Shed" (yellow with a red badge), "GRAMMAR ARCADE" (purple), and "QUIZSHED" (purple). Each button has a "Play!" label with a game controller icon. At the bottom center, there is a small white box with the text "Copyright © EdShed 2024".

There are menus to the top left and to the top right.

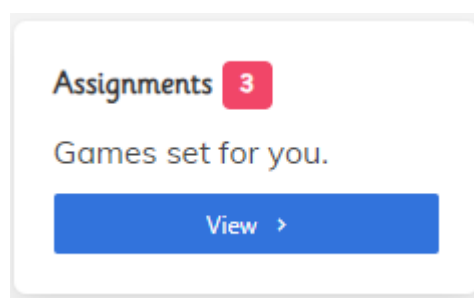


You can change the look of your avatar depending on how much you have earned by playing games here and you will need to use the left menu to log out of your account.


To play games click on Assignments

(These have been custom made by Mrs Miller for your child they may differ to other children's spellings and will match lessons that have been taught during our Little Wandle Phonics Lessons.)

Or click the Spelling Shed Play button



The Assignments page.

EdShed 

Assignments

[Assignments](#) [Past Assignments](#)

Task	Due ↑	Progress	Status	
Autumn Spelling List 1 SPELLING LW Autumn Spelling Review 1	31/12/2024 00:00	0	Egg 0 / 200	Play
Autumn Spelling List 2 SPELLING LW Autumn Spelling Review 2	31/12/2024 00:00	0	Egg 0 / 200	Play
Autumn Spelling List 3 SPELLING LW Autumn Spelling Review 3	31/12/2024 00:00	0	Egg 0 / 200	Play

There are then a number of games the children can play using the bespoke games that have been assigned.

Spelling Practice

- Spelling Bee**
The original Spelling Shed game!
- Penalty Spell-out**
Score goals and spell words!
- Hungry Horses**
Feed the horses!
- Shed Load**
Load the bee hives on the truck!

Word Games

- Missing Word**
Can you spell the missing word?
- Definitions**
Match the words with the definitions!

Bonus Games

- Bee Keeper**
Play Bee Keeper to save the bees!
- Squirrel Scurry**
Avoid the lava for as long as you can!
BETA

Start on the Spelling Practice games as these are the most appropriate games for Reception at the beginning of the year. Also play Squirrel Scurry in Bonus Games. This should help them with keyboard skills and grapheme identification.

The Spelling Shed Play page.


There are the two menu tabs as previously which you can use to access details regarding your avatar and the three lines in a grey box is used when you need to log out.

The children will need to click on the yellow bars to access the games that have been set for them.



There are options here to access other spelling games that relate to the Spelling Shed Scheme and additional games are under SPAG/ Mastery Zone Areas. They ask for you to identify a Stage however these relate to year group learning criteria so Stage 1 = Year 1. These games therefore, will be a considerable challenge for the children in Reception and should be avoided at this point in time to avoid frustration and disappointment until they are confident with phonics and spelling for Reception aged children.

There is an option to play ...



which can be managed by the children.

The children can build / spell as many words as they can with the letter/grapheme tiles.

.....
If you pause ANY game you can select whether you wish to have background music and I urge you to **disable 'Letter Names'** as we initially teach children using the phoneme sounds not names. You will also need to **enable Sound FX** to hear the words that are spelt.

