

Welcome to
Year 3!



Meet the Teacher

Wednesday 17th September
2025

4.15pm – 4.45pm



**We are the
'Super Squirrels'**

Teachers and staff

- 🍏 Mr Rodgers – Year 3 class teacher
- 🍏 Miss Twigg – PPA cover on a Wednesday afternoon
- 🍏 Mrs Najib teaching assistant
- 🍏 PE coach from RS Coaching – Wednesday afternoon

School Rules

'Where Pupils Succeed'

🍏 Be Ready

🍏 Be Safe

🍏 Be Respectful

We also have our REACH values:

Respect

Empathy

Aspirational

Collaboration

Honesty

Communication

☎ Parent Hub

☎ School Website – weekly update on our class page

☎ Email:

squirrels@willington.derbyshire.sch.uk – emails to Mr Rodgers (NOT related to absences)

info@willington.derbyshire.sch.uk – emails related to absences etc

What your child needs

- 👜 Reading and/or library book and reading diary
- 👜 Spelling book
- 👜 Water bottle containing water
- 👜 A suitable coat

School Uniform

Our general uniform consists of:

- Royal Blue sweatshirt or cardigan (logoed)
- Dark grey trousers/skirt/pinafore/shorts
- White polo t-shirt (plain or logoed)
- Blue checked dress
- White/Grey/black socks or tights
- Black flat sensible safe shoes – no trainers and no heels
- School Book Bag (EYFS and Key Stage 1)
- School bag – sensible size for the children to carry water, reading book, school library book, reading record.
- A cap or sensible summer hat may be worn in the summer months on the playground.

Symbols of faith

Certain items of headwear, such as the turban or headscarf and certain items of jewellery, such as the Kara bangle, may be worn by pupils when doing so is genuinely based on manifesting religious or racial beliefs or identity.

Valuables

The school cannot take responsibility for damage, loss or theft of any of these items. All personal items including uniform should be clearly labelled.

Jewellery

If a pupil has pierced ears, plain studs should only be worn in order to comply with health and safety regulations and must be taped over on PE days. Watches may be worn to school – except on PE days.

Hair

If long enough (shoulder length), hair must be tied back every day. Hair dye/colouring is not permitted unless on a dress up day such as World Book Day dress up. Hair should not have shaved lines and styles cut into the hair. Hair accessories should be kept to a minimum.

Pupils are not permitted to wear:

- Jewellery except for one small stud earring in each pierced ear
- Over sized hair accessories
- Make-up
- False eyelashes
- False nails/Nail Varnish
- Caps, jeans
- Oversized head bands – including 'cat ears' and large bows.

PE

⊗ PE kit:

- ⊗ All children at WPS continue to come into school in suitable PE kit on their PE days (Wednesday and Thursday for us this half term).

PE Kit

- Royal Blue Sweatshirt (School Logo or Plain) or Royal Blue Hoodie (School Logo or Plain)
- Plain black joggers/leggings/shorts – no branded items
- White t-shirt
- Suitable sports trainers
- Swimming costume/trunks, towel for those pupils attending swimming lessons.

Music

- ✿ Music will be taught every Tuesday morning after breaktime.
- ✿ During Year 3, the children will have the opportunity to learn the violin. They will be able to take these home and perform concerts to you throughout the year.

Example Year 3 Timetable

	8:50-9:00	9:00-9:30	9:30-10:30	10:30-10:45	10:45-11:45	11:45-12:00	12:00-1:00	1:15-2:15	2:15-3:30			
Monday	Registration	Assembly	Maths	BREAK	English	Class story	LUNCH Register and ERIC time in silence on return to the classroom	1:00 -2:15 Computing		Daily Mile	2:30 Science	
Tuesday	Registration & Fluent in Five	Assembly	Maths		Music	Class story		1:00 -2:15 English		Daily Mile	2:30 Geography/ History	
Wednesday	Registration & Fluent in Five	Assembly	Maths		English	Class story		PPA		2:15-3:30 RE		
Thursday	Registration & Fluent in Five	Picture News In Class	Maths		English	Picture News		Guided Reading	1:55 - 2:40 PE		2:40 - 3:25 Art	
Friday	Registration & Fluent in Five	Celebration Assembly	Maths		English	Spelling Test (20 mins)		Class story	PSHE		Daily Mile (10mins)	French

DT will be taught in 'Day Blocks' throughout the year.

Topics

- Our topics will be taught over a sequence of 4-5 weeks each.
- Generally, Geography or History will be the topic focus of one term, but there may be an overlap between terms, dependant on the term length.
- Science will also be taught alongside each of the other topics.

Topics

🍏 Geography

- Describing Maps of the World
- Landscapes
- Earthquakes and Volcanoes
- The Water Cycle

🍏 History

- Stone Age to Iron Age
- The Roman Empire and Britain
- Anglo-Saxons, Scots and Vikings
- Ancient Egypt

2025 - 2026 Yearly Overview



Year 3	Autumn 1	Autumn 2	Spring 1	Spring 2	Summer 1	Summer 2
Science	Healthy Humans	Magnets	Rocks and Fossils		Plants	Light and Shadows
Geography	Describing Maps of the World		Landscapes		Earthquakes and Volcanoes	The Water Cycle
History		Stone Age to Iron Age Britain		The Roman Empire and Britain		Anglo-Saxons, Scots and Vikings
Art	Abstract Art		Lowery			Ancient Egyptian Animals
Design and Technology*		Vegetable Soup		Pneumatics	Cushions	
Physical Education	Basketball Fundamentals	Ball Skills Gymnastics	Dance Fitness	OAA Tag Rugby	Cricket Tennis	Athletics Netball
PSHE	Being Healthy	Difference and Diversity	Exploring Emotions	Relationships	Being Responsible	Bullying Matters
Computing	Networks- Connecting computers	Stop Frame Animation	Programming-Scratch	Branching Databases	Desktop Publishing	Programming - Scratch: Events and Actions

Religious Education	What Does It Mean To Be A Christian In Britain.	Why is the Bible So Important To Christians Today?	Why Are Festivals Important To Religious Communities?	What Do Different People Believe About God?	Why do People Pray?
Music	Music Partnership – String Instruments				
French	I Am Learning French	Ancient Britain (Christmas)	The Olympics	Fruit and Vegetables	

Class Trips

- 🍏 Throughout the year, your child will have the opportunity to take part in experiences which are relevant to their learning and enhance their understanding of topics.
- 🍏 These will be both on-site activities as well as whole class trips to museums and attractions across the region.



Statutory Assessments

- 🍏 There are no statutory assessments in Year 3. The next assessment is the Multiplication Times Table Check in Year 4.
- 🍏 We will carry out in-school assessments each half term to support our teacher assessments.

Learning

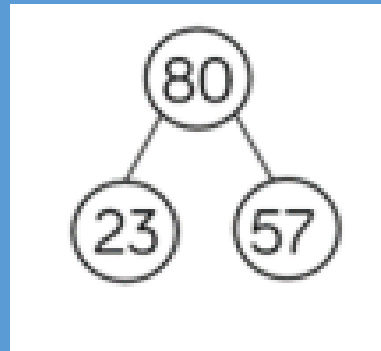
- 🍏 Maths – White Rose
- 🍏 Focus is on mathematical fluency in all areas and applying this knowledge to reason and solve problems.
 - 🍏 Need to build resilience and ability to persevere e.g. take risks, make mistakes and checking skills.
 - 🍏 Need to develop ability to explain their thinking and articulate methods.
 - 🍏 Need a solid ‘bank’ of number facts (including number bonds, times tables [2s, 5s, 10s, 3s, 4s, 8s] etc.) that that can recall with **SPEED and ACCURACY.**

1. Concrete apparatus



2. Picture representations

H	T	O



H	T	O

___ + ___ = ___

3. Abstract

Column Addition <i>(no exchange)</i>				Column Subtraction <i>(no exchange)</i>						
Check up	H	T	O	Start here	Check up	H	T	O	Start here	
answer	3	5	1	↓	answer	7	6	3	↓	
↑	+	6	3	↓	↑	-	3	4	1	↓
↑	9	8	5	↓	↑	4	2	2	↓	
↑	Add the tens			↓	↑	Subtract the tens			↓	

	Week 1	Week 2	Week 3	Week 4	Week 5	Week 6	Week 7	Week 8	Week 9	Week 10	Week 11	Week 12
Autumn	Number Place value			Number Addition and subtraction				Number Multiplication and division A				
Spring	Number Multiplication and division B			Measurement Length and perimeter			Number Fractions A		Measurement Mass and capacity			
Summer	Number Fractions B		Measurement Money	Measurement Time			Geometry Shape	Statistics		Consolidation		

Multiplication Facts

- Year 3 focus on x2, x5, x10 **then** x3, x4, x8
- Year 4 MT Check.



- Times Tables Rock Stars

Login details are in the front of your child's Reading Journal.
Start by using the games in

Also use....

<https://www.topmarks.co.uk/maths-games/daily10>

1 $1 \times 1 = 1$ $1 \times 2 = 2$ $1 \times 3 = 3$ $1 \times 4 = 4$ $1 \times 5 = 5$ $1 \times 6 = 6$ $1 \times 7 = 7$ $1 \times 8 = 8$ $1 \times 9 = 9$	2 $2 \times 2 = 4$ $2 \times 3 = 6$ $2 \times 4 = 8$ $2 \times 5 = 10$ $2 \times 6 = 12$ $2 \times 7 = 14$ $2 \times 8 = 16$ $2 \times 9 = 18$	3 $3 \times 3 = 9$ $3 \times 4 = 12$ $3 \times 5 = 15$ $3 \times 6 = 18$ $3 \times 7 = 21$ $3 \times 8 = 24$ $3 \times 9 = 27$	4 $4 \times 4 = 16$ $4 \times 5 = 20$ $4 \times 6 = 24$ $4 \times 7 = 28$ $4 \times 8 = 32$ $4 \times 9 = 36$	5 $5 \times 5 = 25$ $5 \times 6 = 30$ $5 \times 7 = 35$ $5 \times 8 = 40$ $5 \times 9 = 45$
6 $6 \times 6 = 36$ $6 \times 7 = 42$ $6 \times 8 = 48$ $6 \times 9 = 54$	7 $7 \times 7 = 49$ $7 \times 8 = 56$ $7 \times 9 = 63$	8 $8 \times 8 = 64$ $8 \times 9 = 72$	9 $9 \times 9 = 81$	

Each multiplication fact is accompanied by a visual representation of the product using small brown dog icons. For example, $2 \times 3 = 6$ is shown with two groups of three dogs, and $9 \times 9 = 81$ is shown with a large group of 81 dogs.

Learning

🍏 Writing

- 🍏 We follow a three-week cycle with a specific sequence.
- 🍏 There will be two units each half term.

Week	Monday	Tuesday	Wednesday	Thursday	Friday
Week 1 w/c	<p>Pre-writing activities (hook)</p> <p>e.g. drama activity, video, object, letter, photograph, or experience. Identify the purpose and audience.</p>	<p>Feature spotting (Reading as a writer)</p> <p>e.g. share example text (WAGOLL) & pull out the features</p>	<p>Pre-writing activities</p> <p>e.g. contextualised grammar</p>	<p>Pre-writing activities</p> <p>e.g. contextualised grammar</p>	<p>Reading Lesson</p> <p>Opportunity for paired practice & independent practice (fluency)</p> <p><i>Reading lessons can be on any day of the week</i></p>
Week 2 w/c	<p>Planning (generating ideas as a class)</p> <p>e.g. gathering information, vocabulary, sentence types, grammatical features</p>	<p>Planning (organising ideas)</p> <p>e.g. using a graphic organiser, such as a Venn diagram, to organise ideas for a balanced argument</p>	<p>Drafting</p> <p>Modelled Write paragraph 1 (I do)</p>	<p>Drafting</p> <p>Shared Write paragraph 2 (We do)</p>	<p>Reading Lesson</p> <p>Opportunity for paired practice & independent practice (fluency)</p>
Week 3 w/c	Drafting	Drafting	Revising & Editing	Published piece	Reading Lesson

Learning

🍏 Spelling

- 🍏 Spelling of common words should become more accurate, including Common Exception Words and other words that they have learnt. Practicing the Y3 and Y2 key words is key. Pupils should spell words as accurately as possible using their phonic knowledge and other knowledge of spelling (root words, prefixes and suffixes).
- 🍏 We will be having weekly spelling tests. New spellings each week which will be shared on Spelling Shed and the class page and will come home in their home-school spelling books. Spellings can be practiced either on paper or online or a mixture of both. There will be 10 spelling rule words followed by 2 Year 3 Common Exception Words and 2/3 Year 2 words. The children will only be tested on 10 of these. The spelling test will be every Friday, and children will be given new spellings for the following week on a Friday too.

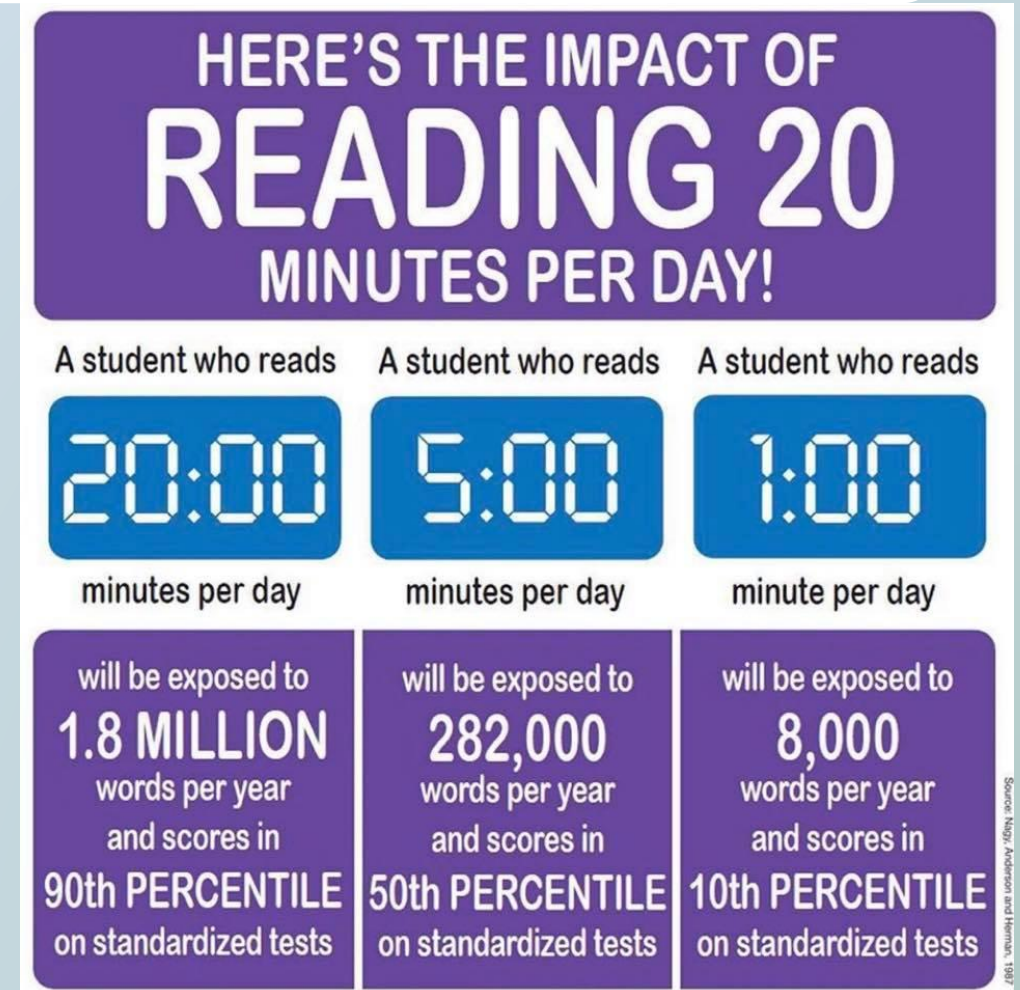
Learning

🍏 Reading

- 🍏 Children will be bringing home a reading book (either Little Wandle or WPS book band) and a reading for pleasure book from the library. Home reading is key.
- 🍏 The children have an hour-long reading session each week based on the text they are using for their writing unit.
- 🍏 The children also have supplementary whole class reading sessions during the week. These support with developing the children's comprehension skills.

Reading at home

- 🍏 Reading - Aim to **read to an adult at least 4 times each week** – please could **adults sign the diary** each time you have heard them read.
- 🍏 This only needs to be for 10 minute blocks.



Homework

- 🍏 Times Tables – TTRockstars – Times tables knowledge is KEY to succeeding in Maths in Key Stage 2.
- 🍏 Spellings – practice spellings each week.
- 🍏 Reading – Children to read to an adult at least 4 times each week.
- 🍏 Learning Logs- Homework menu – This will be sent home shortly.

Friends of Willington iPad Fundraising

- Recently purchased 30 iPads and cabinet
- Currently fundraising for another 30 iPads and cabinet
- £4000 fundraising target



Year 3 child

I would like to have more iPads in school as we will be able to use them more often.

Having an iPad each in class makes working in lessons so much more fun!

Year 6 child

It is so much easier to have an iPad each in class as we get more learning time on them!

Year 3 child

2025 School Fun Run

- **Friday 26th September** – Parents arrive 1:45pm
- KS1 children run start: 2:00pm – 2:20pm
- Year 3 and 4 children run: 2:20pm – 2:40pm
- Year 5 and 6 children run: 2:40pm – 3:00pm



- Raising money for a second class set of iPads
- **£4000 fundraising target (including gift aid donations)**
- Refreshments available to purchase

Scan the QR code to sponsor your child to carry out the fun run and help the Friends of Willington School to raise funds for 30 more iPads.

School Lottery

- A weekly £1 per ticket lottery where there is a **guaranteed winner from our school every week.**



- 40p from every ticket goes back to school fundraising.
- **A chance to win 30% of ticket prizes (approximately £15 per week)**
- Also a chance to win the national school lottery prize of £25,000 or other weekly prizes (if you correctly pick the 6 numbers)

Any Questions?

