







Willington Primary School

Tic Tac Toe Half-Termly Learning Log

Year 2 – Spring 2

<p style="text-align: center;">English</p> <p>Each week, practice the Year 1 and Year 2 Common Exception Words and learn as many as you can off by heart. </p>	<p style="text-align: center;">PSHE</p> <p>Draw a picture of yourself when you are older. Think about what you might look like and what you might be doing.</p> <p>Then write one or two sentences about something you hope to learn, get better at, or achieve as you grow up.</p>	<p style="text-align: center;">Science</p> <p>Create your own model of a habitat.</p> 
<p style="text-align: center;">Computing</p> <p>We will be using Purple Mash to create a picture. Use a paint program or 2Paint on Purple Mash to create your own artwork.</p>	<p style="text-align: center;">World Book Day</p> <p>Send in a photograph of you reading your favourite book to mice@willington.derbyshire.sch.uk to put on our class display.</p> <p>Read with whoever and wherever you like!</p>	<p style="text-align: center;">D&T</p> <p>With Mrs Lawrence, you will be using a lever to make a litter picker. At home, have a go at creating a model of a catapult, using a lever.</p>
<p> PE</p> <p>Complete some fitness challenges of your choice, or try to do more steps this half term than normal. You could try the Fitness Alphabet Challenge: Use the letters in your first name to do exercises: e.g. M = marching S = skipping on the spot T = toe touches</p>	<p style="text-align: center;">Maths</p> <p>Set up your own shop at home and make price tags for things that cost less than a pound. Invite family members to buy some items and work out their cost and change </p>	<p style="text-align: center;">RE</p> <p>Decorate or design an Easter egg that shows the idea of new life. This is an important part of why Easter matters to Christians.</p> <p>You can decorate a paper egg, a cardboard egg, a real hard-boiled egg, or a plastic egg.</p> <p>You might include pictures and symbols that show hope, love, and new beginnings like a cross, flowers, a sunrise.</p>

Complete at least 3 challenges so that you make a vertical, horizontal or diagonal line. You must include the middle square. Colour in each square as you complete that activity. To be complete no later than **Monday 13th April** when we will celebrate and share all your projects. The winning learning log will be awarded the 'Learning Log Trophy'.